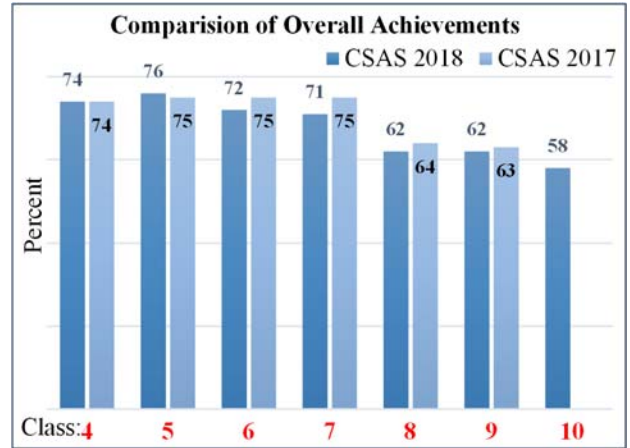


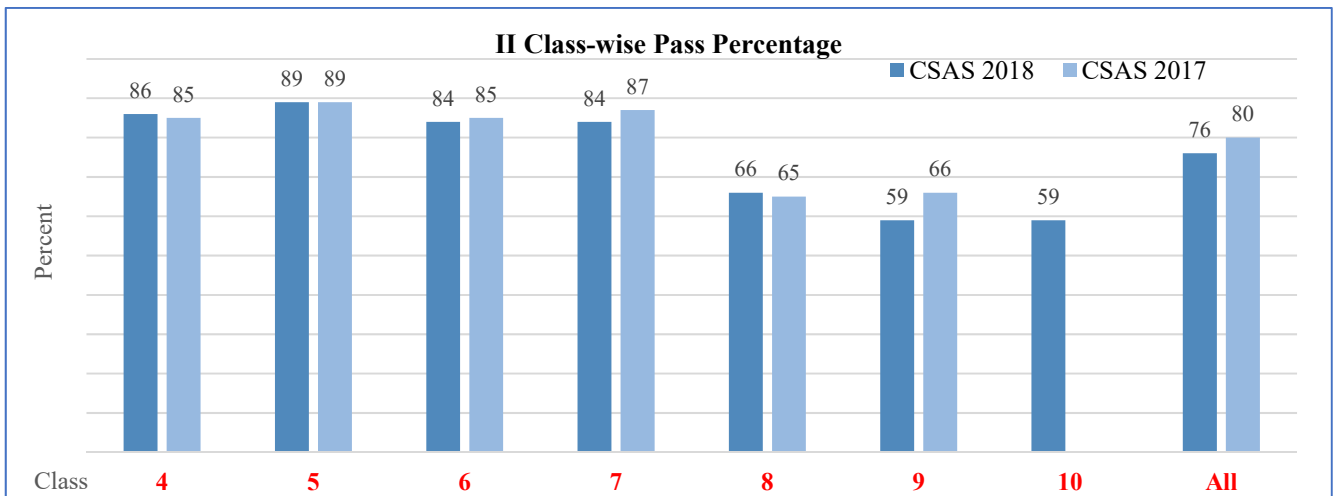
CENSUS BASED STATE ACHIEVEMENT SURVEY (CSAS) 2018 BAGALKOTE DISTRICT ACHIEVEMENTS

I Class-wise and Subject-wise Achievements:

Subject / Class	4	5	6	7	8	9	10	All 2018	All 2017
Lang 1	76	72	76	77	69	74	68	73	73
Lang 2	70	75	75	76	55	51	48	65	69
Lang 3	-	-	70	65	61	67	53	64	71
Maths	76	77	69	69	66	62	54	68	73
EVS/Sci	74	81	70	68	57	51	60	66	68
SS	-	-	73	71	62	69	68	69	70
All - 2018	74	76	72	71	62	62	58	67	
All - 2017	74	75	75	75	64	63			70



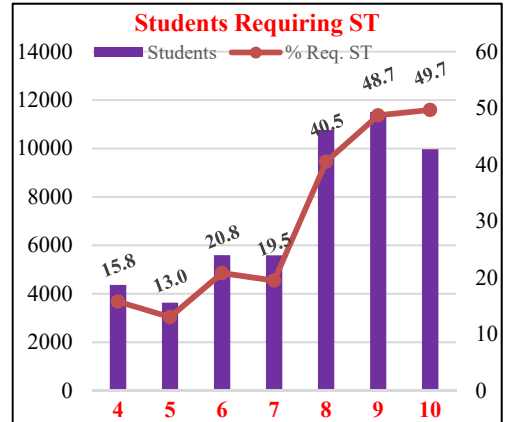
II Class-wise Pass Percentage



III Class-wise and Subject-wise Supplementary Teaching (ST):

Class	Students	L1	L2	L3	Math	EVS / Sci	SS	Sub Agg
4	4361	1915	2402	-	1787	1651	-	7755
5	3632	1952	1825	-	1400	1117	-	6294
6	5595	1838	1799	2211	2066	1785	1765	11464
7	5587	1444	1609	2138	2313	2127	1723	11354
8	10764	2538	5542	4124	3361	5120	3159	23844
9	11513	1495	6933	3063	3910	6059	2423	23883
10	9967	1172	5982	4549	3757	3166	1539	20165
Overall	51419	12354	26092	16085	18594	21025	10609	104759

Sub Agg.: Subjects Aggregate



IV Deficiencies in Competency Levels (< 40% listed below): PI see "Competency List" file for details

Class/Sub	Kannada	English	Maths	EVS/Sci	SS
4				EVS411, 430	
5	KAN501, 506, 510	ENG501	MATH516, 523		
6		ENG507	MATH602	SCI608, 623	SS518
7	KAN709		MATH704, 710, 713, 717	SCI709, 711, 727	
8	KAN811, 814	ENG803, 808, 817, 828	MATH805	SCI809, 810, 812, 823	SS813, 822, 826
9	KAN919	ENG901, 913, 916, 918, 926, 930	MATH911	SCI916, 917, 918, 919, 921, 923, 925	
10	KAN0123	ENG0104, 0105, 0112, 0114, 0116, 0117, 0125, 0126, 0127	MATH0106, 0114, 0117, 0118, 0120, 0123, 0124, 0126, 0128	SCI010, 0112, 0121,	SS0105, 0111